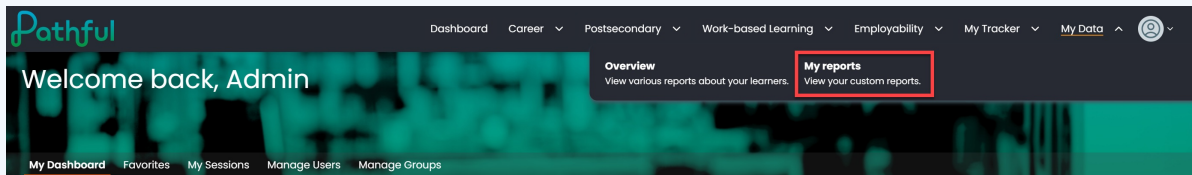


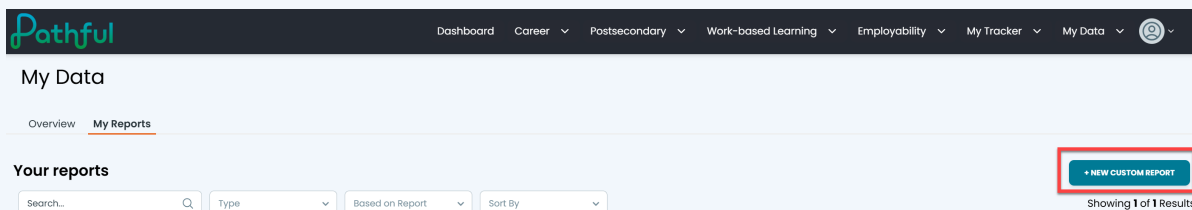
# FlexLesson Progress Report

Last Modified on 11/08/2024 10:24 am EST

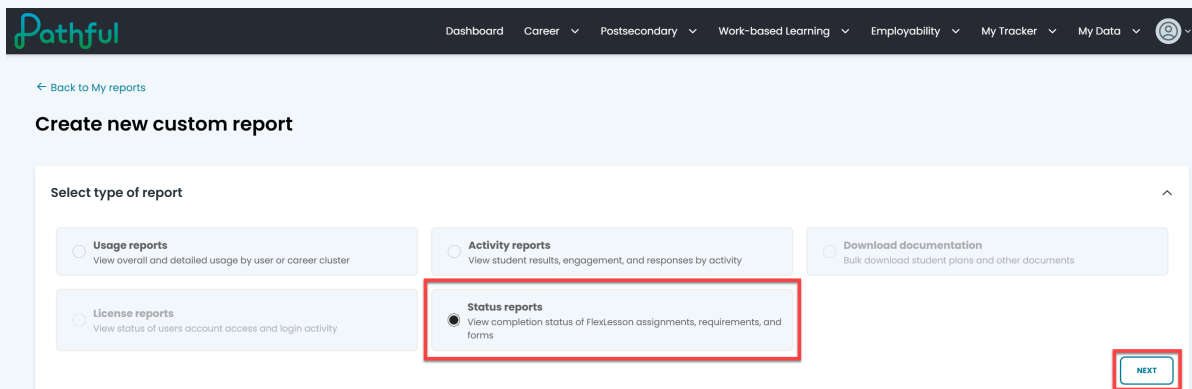
1. From the **My Data** menu, select **My Reports**.



2. Select **+New Custom Report**.



3. Select **Status Reports** and **Next**.



4. In the **Build Your Report** drop-down, select **FlexLesson Assignment Progress by Student**.
5. Select a **Date Range**.
6. Select the **Assignment**. This is a required filter.
7. Add any additional **filters** as needed.
8. Enter a **Report Name**.
9. Select **Run Once** or **Run and Add to My Reports**.

[← Back to My reports](#)

### Create new custom report

Select type of report ▼

---

**Build your report**

Select report  
 FlexLesson Assignment Progress by Student Last 30 days

Required Filters \*  
 Music Assignment x

Select filters ADD FILTER

Name report  
 Report name  
 Music Assignment- Pathful High Scho

RUN ONCE
RUN AND ADD TO MY REPORTS

10. Add or Remove Filters if needed. Select **Show Results**.

[← Back to Reports Overview](#)

### FlexLesson Assignment Progress By Student Report

Select filters for the report

Last 30 days Licenses Select grade(s)

Select group(s) Music Assignment x

Show Results

Search...

Showing 3 of 3 Results

COLUMNS

Username	First Name	Last Name	License	Grade	Percentage of Selected Assignments Completed	Music Assignment
SusanStudent11	Omar	Tyree	QC License 1 - Full	Grade 11	0%	0%
SusanStudent22	Kerry	Horne	QC License 2 - WBL	Grade 10	0%	0%
SusanStudent31	Hector	Rae	QC License 3 - CCE	Grade 10	0%	0%

11. If you selected **Run and Add to My Reports**, this report will be listed on **My Reports**.